

heed
forget hi-fi... remember music.

MM SECTION

input: 1 pair RCA input for MM cartridges

input impedance: 47 k Ω / 150 pF

gain: 33 dB (low out), 48 dB (high out)

noise floor: -84 dBV

outputs: 1 pair RCA 50 Ω , high level
1 pair RCA 600 Ω , low level

MC SECTION

input: 1 pair RCA input for MC cartridges

selectable input impedance: 100 / 220 / 470 / 1000 Ω

selectable gain: 44 / 50 / 56 dB (low out)
62 / 68 / 74 dB (high out)

noise floor: -90 dBV

outputs: 1 pair RCA 50 Ω , high level
1 pair RCA 600 Ω , low level

power supply: Thesis π , or Thesis λ

power consumption: max 60VA (λ), max 350 VA (π , γ and ω)

weight: 7 kg (λ)

dimensions: 22 x 8.5 x 32.5 cm (W x H x D)

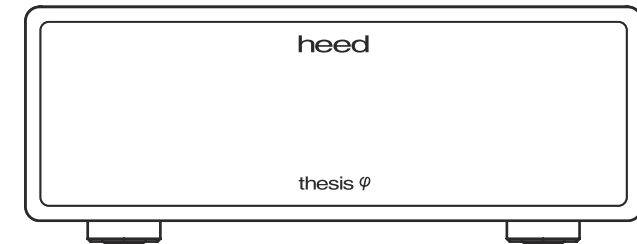
Heed Audio Kft. (Ltd.)
Reviczky Gyula u. 9-11
H-1181 Budapest
Hungary

Tel.: +36 1 294 7401
info@heedaudio.hu
www.heedaudio.com

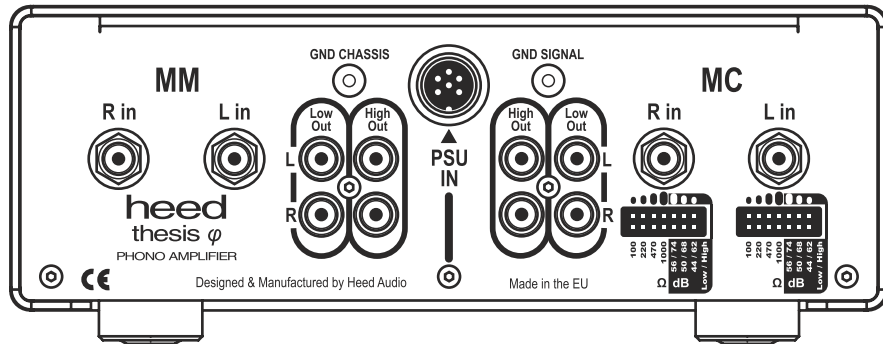
heed

THESIS

ϕ PHONO PREAMPLIFIER



QUICK START GUIDE



INPUTS:

- MC: input for moving coil phono cartridges
- MM: input for moving magnet phono cartridges

OUTPUTS:

- Low Out: 600 Ω , low level output
- High Out: 50 Ω , high level output

PSU CONNECTOR:

To use the Thesis π , connect the PSU cable supplied with the π .
To use the internal PSU of the λ , a separate special cable is needed (not supplied, available on request).

GND:

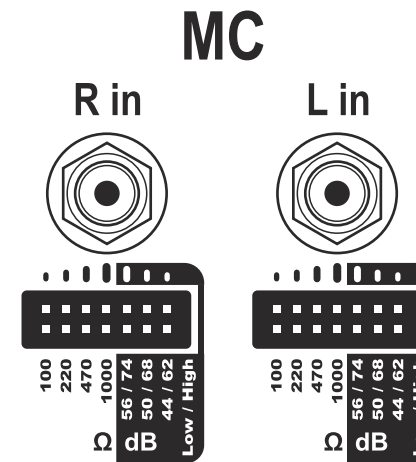
Two different earthing points are available. The chassis ground, or the signal ground can be chosen, whichever gives the best noise results in the actual system.

CONNECTIONS:

It is best to do any cable connection when the amplifiers are switched off.

PLACEMENT:

For best noise results, place your turntable and the Thesis ϕ far from devices with larger transformers or other devices that may cause electromagnetic interference (power amps, wifi routers, etc.)



MC GAIN SETTINGS:

Adjust the gain settings according to the manual of your phono cartridge. With jumpers in the dB sections you can select the desired gain range. If in doubt, choose whichever is offering the most comfortable volume levels on your preamp / integrated amp.

MC LOAD SETTINGS:

Adjust the load impedance settings according to the manual of your phono cartridge. If no exact match is available, choose the nearest option.

OUTPUT CONNECTIONS:

The High Out has +18 dB extra gain over the Low Out. Choose whichever matches best with your preamp / power amp. The outputs can be used simultaneously, as long as the input impedances of the following devices are reasonably high (10+ k Ω).